

EUROBOOR EUROBOOR EUROBOOR EUROBOOR
EUROBOOR EUROBOOR EUROBOOR EUROBOOR
EUROBOOR EUROBOOR EUROBOOR EUROBOOR
EUROBOOR EUROBOOR EUROBOOR EUROBOOR

EUROBOOR
FOR PROFESSIONALS BY PROFESSIONALS



Contents

Magnetic Drilling Machines

Overview	04
ECO.30	06
ECO.TUBE.30	08
ECO.32	10
ECO.40S	12
ECO.50	14
ECO.50T	16
ECO.50S	18
ECO.55T	20
ECO.55-A	22
ECO.80/T	24
ECO.100/4	26
ECO.100/4D	28
AIR.52/3	30

Accessories

Adapters	32
Extensions	33
Connections	33
Arbors	34
Drill Chuck Connections	35
Twist Drill chuck	35
Cutting Lubricants	36
Weldon Twist Drill	37
Countersinks	37

Annular Cutters

HSS Metric 30mm	43
HSS Metric 55mm	44
HSS Metric 110mm	45
TCT 35mm	46
TCT 55mm	46
TCT 75mm	47
Sets	47
Pilot Pins	48

Lifting

Lifting Magnets	50
-----------------	----

Grinding Machines

Resharpener Machine	52
---------------------	----

Merchandising

Counter Displays	54
------------------	----



Euroboor ECO Magnetic Drilling Machines

Euroboor's Magnetic Drilling Machines are designed and engineered to the highest standards. Euroboor stay in charge of today's and tomorrow's demands by being active in the field and remain in close contact with the people that actually use our machines.

Euroboor develop, design, engineer and produce Magnetic Drilling Machines in-house. Euroboor only use the best and most trustworthy suppliers, and in case we cannot find one that fulfills our high demands, we roll up our sleeves and produce the required part ourselves. The same applies for all our drills and cutters too. Since a machine is only as good as its weakest part, stringent durability tests in the intended machine configuration are performed for even the smallest part development. Every stage in

the production process is subjected to strict quality checks and pre-shipment inspections are equally meticulous. Only thus can we ensure the quality, durability, safety and performance you can be confident about. Euroboor's full line-up of Magnetic Drilling Machines ranges from small scale fabrication to construction purposes and is designed to offer you the best possible options. Regardless of your company size, specialisation or task at hand, you will find the perfect match with Euroboor.





Specials	ECO-TUBE.30 (pg. 8)	Magnetic drill	Small scale fabrication - up to 32 mm DIA		Big scale fabrication - up to 55 mm DIA
			ECO.30 (pg. 6)	ECO.32 (pg. 10)	ECO.40S (pg. 12)
Annular cutters	Ø 12 - 30 mm	Annular cutters	Ø 12 - 30 mm	Ø 12 - 32 mm	Ø 12 - 40 mm
Twist drills	Ø 14 mm (Weldon)	Twist drills	Ø 13 mm (Weldon)	Ø 1 - 13 mm	Ø 1 - 13 mm
Countersinking	Ø 10 - 35 mm	Countersinking	Ø 35 mm	Ø 40 mm	Ø 45 mm
Length	275 mm	Threading	n/a	M3 - M12 (32-T)	n/a
Width	185 mm	Length	275 mm	320 mm	320 mm
Height	326 - 416 mm	Width	190 mm	210 mm	210 mm
Stroke	90 mm	Height	293 - 383 mm	370 - 512 mm	395 - 540 mm
Weight	11 kg	Stroke	90 mm	150 mm	150 mm
Magnet (l x w x h)	187 x 165 x 83 mm	Weight	8,5 kg	12 kg (12,6 kg 32-T)	12 kg
Magnetic force	532 kg	Magnet (l x w x h)	160 x 80 x 37 mm	160 x 80 x 42 mm	160 x 80 x 42 mm
Motor power	900 W	Magnetic force	1200 kg	1500 kg	1500 kg
Total power	950 W	Motor power	900 W	1000 W	1050 W
Speed (no load)	775 min ⁻¹	Total power	950 W	1050 W	1100 W
Speed (load)	400 min ⁻¹ (900 W)	Speed (no load)	775 min ⁻¹	775 min ⁻¹ (32)	720 / 1300 min ⁻¹
Spindle (Weldon)	19,05 mm	Speed (load)	400 min ⁻¹ (900W)	400 min ⁻¹ (1000W, 32)	315 / 560 min ⁻¹ (1050W)
Power source	220-240 V / 50-60 Hz	Spindle (Weldon)	19,05 mm	19,05 mm	19,05 mm
		Power source	220-240 V / 50-60 Hz		

Icon guide

Explanation of Euroboor electric machine characteristics on icon placement

-  Annular cutters Ø in mm
-  Twist drills Ø in mm
-  Countersinking Ø in mm
-  Threading in mm
-  Weight in kg
-  Motor power in Watts
-  Bar (PSI)
-  Magnetic force in kg
-  Stroke in mm
-  Swivelbase magnet
-  Left / right rotation
-  Soft start
-  Overload protection
-  Heat protection
-  Oil filled gearbox
-  Digital readout display
-  LED load indicators
-  Revolutions

-  **Smart Restart**
When the motor is in overload, the Smart Restart torque control technology ensures trouble-free continuation of your drilling job. When the feed pressure is manually reduced, the machines electronics recognize the reduction and the motor continues.
-  **Automatic feed and return**
Drills automatically and returns to its starting position when the hole is drilled. This option works only with annular cutters.



Big scale fabrication - up to 55 mm DIA				Construction - up to 100 mm DIA	
ECO.50 / ECO.50-T (pg. 14/16)	ECO.50S (pg. 18)	ECO.55-T (pg. 20)	ECO.55-A (pg. 22)	ECO.80/4 (pg. 24)	ECO.100/4 (pg. 26)
Ø 12 - 50 mm	Ø 12 - 50 mm	Ø 12 - 55 mm	Ø 12 - 55 mm	Ø 12 - 80 mm	Ø 12 - 100 mm
Ø 1 - 23 mm	Ø 1 - 23 mm	Ø 1 - 23 mm	Ø 1 - 23 mm	Ø 1 - 31,75 mm	Ø 1 - 31,75 mm
Ø 55 mm	Ø 55 mm	Ø 60 mm	Ø 60 mm	Ø 85 mm	Ø 105 mm
M3 - M20 (50-T)	n/a	M3 - M20 (55-T)	M3 - M20 (55-TA)	n/a	M3 - M30
320 mm	320 mm	320 mm	345 mm	365 mm	365 mm
210 mm	200 mm	200 mm	305 mm	310 mm	310 mm
385 - 540 mm	445 - 615 mm	490 - 660 mm	490 - 660 mm	510 - 710 mm	510 - 710 mm
170 mm	170 mm	170 mm	170 mm	260 mm	260 mm
13,5 kg (14 kg 50-T)	11,2 kg	13,75 kg	23,5 kg	28 kg	28 kg
170 x 85 x 48 mm	168 x 84 x 42 mm	168 x 84 x 49 mm	168 x 84 x 49 mm	220 x 110 x 64 mm	220 x 110 x 64 mm
1850 kg	1700 kg	1850 kg	1850 kg	3000 kg	3000 kg
1250 W	1250 W	1600 W	1600 W	1900 W	1900 W
1375 W	1300 W	1700 W	1700 W	2050 W	2050 W
380 / 690 min ⁻¹ (50) 100-280 / 185-530 min ⁻¹ (50-T)	315 / 690 min ⁻¹	275 / 500 min ⁻¹ (55) 60 - 275 / 100 - 500 min ⁻¹ (55-T)	275 / 500 min ⁻¹ (55-A) 60 - 275 / 100 - 500 min ⁻¹ (55-TA)	200 / 320 / 415 / 650 min ⁻¹	42-110 / 65-190 / 140-400 / 220-620 min ⁻¹
235 / 425 min ⁻¹ (1250W, 50) 250 / 460 min ⁻¹ (1250W, 50-T)	235 / 425 min ⁻¹ (1250W)	275 / 500 min ⁻¹ (1600W, 55) 60 - 275 / 100 - 500 min ⁻¹ (1600W, 55-T)	275 / 500 min ⁻¹ (1600W, 55-A) 60 - 275 / 100 - 500 min ⁻¹ (1600W, 55-TA)	150 / 200 / 275 / 400 min ⁻¹ (1700W)	85 / 152 / 270 / 480 min ⁻¹ (1900W)
MT2 19,05 mm	MT3 19,05 mm	MT3 19,05 mm	MT3 19,05 mm	MT3 19,05 mm	MT3 19,05 mm
220-240 V / 50-60 Hz					

ECO.30



Icon Guide | See page: 5



30mm



13mm



35mm



8,5



900 W



1200



90mm



World's lightest
Mag Drill!
Only 8.5kg

Due to its compact size the ECO.30 is the ideal machine to drill holes in small spaces. The ECO.30 measures barely 27.5 cm long and weighs only 8.5 kg. With its 900 W power the ECO.30 cuts holes between \varnothing 12 and 30 mm easily and quickly.

This machine is ideal for:

- Small fabrication jobs
- All-day use throughout the workshop
- Drilling tasks at location
- Quick preparation





Features

- Extremely light
- Most compact in class
- Incredibly easy to handle
- Direct spindle drive
- Safe and powerful

Technical data

Annular cutters	Ø 12 - 30 mm
Twist drills*	Ø 6 - 14 mm (Weldon)
Countersinking	Ø up to 35 mm
Length	275 mm
Width	190 mm
Height	293 - 383 mm
Stroke	90 mm
Weight	8,5 kg
Magnet (l x w x h)	160 x 80 x 37 mm
Magnetic force	1200 kg
Motor power	900 W
Total power	950 W
Speed (no load)	775 min ⁻¹
Speed (load 900 W)	400 min ⁻¹
Spindle (Weldon)	3/4" (19,05 mm)
Voltage	220V - 50/60 Hz



- 1 Integrated slide and gearbox provides a number of benefits:
 - High accuracy
 - Sturdy design increases machine life
 - Minimal vibration
- 2 Ergonomic anti fatigue grip
- 3 Strong dual coil CNC machined magnet
- 4 High precision height adjustment:
 - low maintenance
 - minimal wear correction
- 5 Delivered fully equipped in a sturdy and organized suitcase


* With Weldon shank twist drills.

<p>≤ Ø 30 mm page: 38</p> 	<p>≤ Ø 6 - 14 mm page: 37</p> 	<p>≤ Ø 35 mm page: 37</p> 	<p>Accessories page: 33</p> 
---	---	---	---

ECO-TUBE.30



Icon Guide | See page: 5



The ECO-TUBE.30 with patented shallow-field magnetic technology that offers incredibly strong grip, even on steel as thin as 3mm. Also, the patent-pending base automatically pivots to conform to any pipe Ø 75mm or larger. The magnets do not require electricity, so all the power goes to the motor. This also offers increased safety as the tool will not release from the target material in the event of an unintentional power loss. With its 900 W power the ECO.30 cuts holes between ø 12 and 30 mm easily and quickly.





Features

- No electricity required for magnetic base
- Unique flexible features for pipes of various sizes
- No special attachments needed for flat or curved surfaces
- Highly stable wide stance
- Magnets allow the machine to swing away for hole inspection or debris removal while keeping position
- Easy to handle
- Direct spindle drive

Technical data

Annular cutters*	Ø 12 - 30 mm
Twist drills*	Ø 6 - 14 mm (Weldon)
Countersinking	Ø up to 35 mm
Length	275 mm
Width	185 mm
Height	326 - 416 mm
Stroke	90 mm
Weight	11 kg
Magnet (l x w x h)	187 x 165 x 83 mm
Magnetic force	532 kg
Motor power	900 W
Total power	950 W
Speed (no load)	775 min ⁻¹
Speed (load 900 W)	400 min ⁻¹
Spindle (Weldon)	3/4" (19,05 mm)
Voltage	220V - 50/60 Hz



- 1 Powerful hold on a wide range of steel thickness, curved and flat
- 2 Integrated slide and gearbox
- 3 Ergonomic feed handle
- 4 High accuracy capstan hub
- 5 Ergonomic anti fatigue grip
- 6 High precision height adjustment: Low maintenance, minimal wear correction
- 7 Lubrication bottle with overpressure system
- 8 Safe. No loss of magnetic grip due to unintentional power loss

* With Weldon shank twist drills.

<p>≤ Ø 30 mm page: 38</p>	<p>≤ Ø 6 - 14 mm page: 37</p>	<p>≤ Ø 35 mm page: 37</p>	<p>accessories page: 33</p>
-------------------------------	-----------------------------------	-------------------------------	---------------------------------

*55mm long cutters required for drilling flat surfaces.

ECO.32



Icon Guide | See page: 5



32mm



13mm



40mm



12



1000 W



1500



150mm



The ECO.32 has been the best selling magnetic drilling machine in recent years. The efficient basic model is equipped with an eager single speed motor.



Features

- Single speed gearbox
- Compact design
- Detachable spindle
- Practical long stroke
- Clear and easy controls

Technical data


Annular cutters	Ø 12 - 32 mm
Twist drills	Ø 1 - 13 mm
Countersinking	Ø up to 40 mm
Length	320 mm
Width	210 mm
Height	370 - 512 mm
Stroke	150 mm
Weight	12 kg
Magnet (l x w x h)	160 x 80 x 42 mm
Magnetic force	1500 kg
Motor power	1000 W
Total power	1050 W
Speed (no load)	775 min ⁻¹
Speed (load 1000 W)	400 min ⁻¹
Spindle (Weldon)	3/4" (19,05 mm)
Voltage	220-240 V / 50-60 Hz



1



2




3



4



5



6

≤ Ø 32 mm
page: 38

≤ Ø 13 mm
page: 37

≤ Ø 40 mm
page: 37

Accessories
page: 33




- 1 Ergonomic anti fatigue grip
- 2 High precision height adjustment:
Low maintenance, minimal wear correction
- 3 Strong dual coil CNC machined magnet
- 4 Clear and easy controls
- 5 Detachable spindle
- 6 Integrated tool cooling

ECO.40S



Icon Guide | See page: 5



The ECO.40S Magnetic Drilling Machine is the lightest \varnothing 40 mm in the market with a weight of only 11 kg. This machine is standard suitable for cutters with a length up to 110 mm. The ECO.40S has also a special, newly designed 1150 W motor which generates less heat, for a longer lifespan.





Features

- Lightest \varnothing 40 mm in the market
- Fits cutters up to 110 mm length
- 1-speed oil lubricated gearbox
- Stable gearbox with integrated slide
- Newly designed 1150 W motor





Technical data

Annular cutters	\varnothing 12 - 40 mm
Twist drills*	\varnothing 6 - 14 mm (Weldon)
Countersinking	\varnothing up to 45 mm
Length	264 mm
Width	180 mm
Height	360 - 440 mm
Stroke	145 mm
Weight	11.2 kg
Magnet (l x w x h)	160 x 80 x 42 mm
Magnetic force	1500 kg
Motor power	1150 W
Total power	1200 W
Speed (no load)	(I) 600 min ⁻¹
Speed (load 1050 W)	(I) 380 min ⁻¹
Spindle (Weldon)	3/4" (19.05 mm)
Voltage	220-240 V / 50-60 Hz



- 1 High efficiency motor results in longer lifespan
- 2 Low maintenance - high precision height adjustment
- 3 Usability - clear and easy to use controls
- 4 Ergonomic soft grip feed handle
- 5 One speed oil lubricated gear box

* With Weldon shank twist drills.

<p>≤ \varnothing 40 mm page: 38</p>	<p>≤ \varnothing 6 - 14 mm page: 37</p>	<p>≤ \varnothing 45 mm page: 37</p>	<p>Accessories page: 33</p>
			

ECO.50



Icon Guide | See page: 5



50mm



23mm



55mm



13,5



1250 W



1850



170mm



For maximum power without sacrificing mobility, the ECO.50 with Morse Taper 2 connection is what you need. For years the ECO.50 has been the "benchmark" machine among users.







Features





- 2-speed gearbox
- Morse Taper 2 spindle
- Practical long stroke

Technical data

Annular cutters	Ø 12 - 50 mm
Twist drills	Ø 1 - 23 mm
Countersinking	Ø up to 55 mm
Length	320 mm
Width	210 mm
Height	385 - 540 mm
Stroke	170 mm
Weight	13,5 kg
Magnet (l x w x h)	170 x 85 x 48 mm
Magnetic force	1850 kg
Motor power	1250 W
Total power	1375 W
Speed (no load)	(I) 380 min ⁻¹
	(II) 690 min ⁻¹
Speed (load 1000 W)	(I) 235 min ⁻¹
	(II) 425 min ⁻¹
Spindle (Weldon)	MT2 3/4" (19,05 mm)
Voltage	220-240 V / 50-60 Hz



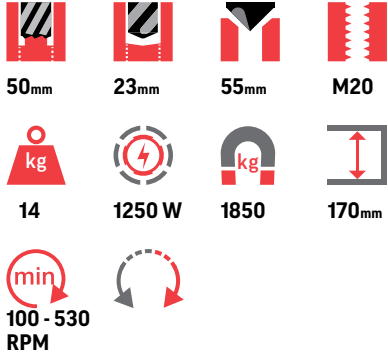
- 1 Ergonomic anti fatigue grip
- 2 High precision height adjustment:
Low maintenance, minimal wear correction
- 3 Strong dual coil CNC machined magnet
- 4 Clear and easy controls
- 5 Morse Taper 2 spindle
- 6 Integrated tool cooling
- 7 2-speed gearbox

<p>≤ Ø 50 mm page: 38</p> 	<p>≤ Ø 23 mm</p> 	<p>≤ Ø 55 mm page: 37</p> 	<p>Accessories page: 33</p> 
---	--	---	---


ECO.50-T



Icon Guide | See page: 5



For maximum power without sacrificing mobility, the ECO.50 with Morse Taper 2 connection is what you need. This machine has proven to be the benchmark among users for years!





Features

- 2-speed gearbox
- Morse Taper 2 spindle
- Practical long stroke
- Electronically adjustable rotating speed
- Left & right rotation

Technical data

Annular cutters	Ø 12 - 50 mm
Twist drills	Ø 1 - 23 mm
Countersinking	Ø up to 55 mm
Threading	M3 - M20
Length	320 mm
Width	210 mm
Height	385 - 540 mm
Stroke	170 mm
Weight	14 kg
Magnet (l x w x h)	170 x 85 x 48 mm
Magnetic force	1850 kg
Motor power	1250 W
Total power	1375 W
Speed (no load)	(I) 100-280 min ⁻¹
	(II) 185-530 min ⁻¹
Speed (load 1000 W)	(I) 250 min ⁻¹
	(II) 460 min ⁻¹
Spindle (Weldon)	MT2 3/4" (19,05 mm)
Voltage	220-240 V / 50-60 Hz



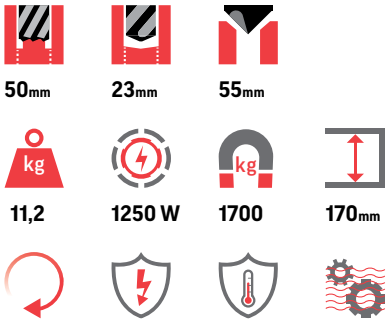
- 1 Ergonomic anti fatigue grip
- 2 High precision height adjustment:
Low maintenance, minimal wear correction
- 3 Strong dual coil CNC machined magnet
- 4 Clear and easy controls
- 5 Morse Taper 2 spindle
- 6 Integrated tool cooling
- 7 2-speed gearbox switch
- 8 Right / left rotating functionality
- 9 Electronic speed adjustment

≤ Ø 50 mm page: 38	≤ Ø 23 mm	≤ Ø 55 mm page: 37	≤ M20	Accessories page: 33

ECO.50S



Icon Guide | See page: 5



The most reliable magdrill on the market

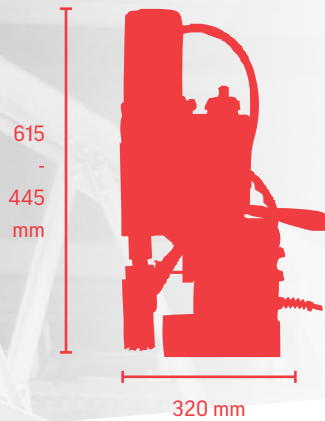
Maximum power converted into the new 2 speed oil filled synchronized gearbox, which improves the motor efficiency and lifetime of key components. The one piece gearbox-in-slide design ensures stable support, faster drilling times and more accurate hole sizing.

The newly designed handles offer the operator more comfort, where the new internal handle support bearing ensures direct-feed travel.





This machine benefits from an oil lubricated gearbox (Optimized motor efficiency and lifetime of key components)



Features

- High precision slide & rail construction
- Integrated oil bath gearbox
- Morse Taper 3 Spindle
- Practical long stroke
- 2-speed gearbox

Technical data

Annular cutters	Ø 12 - 50 mm
Twist drills	Ø 1 - 23 mm
Countersinking	Ø up to 55 mm
Length	320 mm
Width	200 mm
Height	445 - 615 mm
Stroke	170 mm
Weight	11,2 kg
Magnet (l x w x h)	168 x 84 x 42 mm
Magnetic force	1700 kg
Motor power	1250 W
Total power	1300 W
Speed (no load)	(I) 315 min ⁻¹
	(II) 690 min ⁻¹
Speed (load 1250 W)	(I) 235 min ⁻¹
	(II) 425 min ⁻¹
Spindle (Weldon)	MT3 3/4" (19,05 mm)
Voltage	220 V - 50/60 Hz



- 1 Integrated slide and gearbox system
- 2 Ergonomic feed handle
- 3 High accuracy capstan hub
- 4 High precision height adjustment
- 5 Strong dual coil CNC machined magnet
- 6 Clear and easy controls
- 7 Morse Taper 3 spindle
- 8 Integrated tool cooling
- 9 2-speed oil lubricated gearbox

≤ Ø 50 mm
page: 38

≤ Ø 23 mm

≤ Ø 55 mm
page: 37

Accessories
page: 33



ECO.55-T



Icon Guide | See page: 5



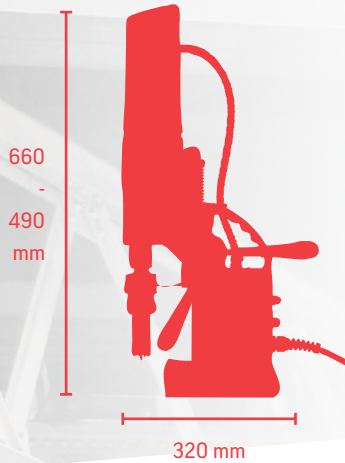
Our most versatile magdrill yet

The ECO.55 series provides benchmark performance with regards to stability, durability and sheer cutting performance. Coming forth from years of continuous improvement and dedicated development these machines are engineered to provide power in the most efficient way possible. In addition we have added various feed assistants to help you maximise the capabilities, including a first-ever digital readout with indicators.





This machine benefits from an oil lubricated gearbox (Optimized motor efficiency and lifetime of key components)



Features

- High precision slide & rail construction
- Integrated oil bath gearbox
- Morse Taper 3 Spindle
- External access to auto shut-off carbon brushes
- Digital power read-out display
- Smart Restart technology

Technical data

Annular cutters	Ø 12 - 55 mm
Twist drills	Ø 1 - 23 mm
Countersinking	Ø up to 60 mm
Threading	M3 - M20
Length	320 mm
Width	200 mm
Height	490 - 660 mm
Stroke	170 mm
Weight	13,75 kg
Magnet (l x w x h)	168 x 84 x 49 mm
Magnetic force	1850 kg
Motor power	1600 W
Total power	1700 W
Speed (no load)	(I) 60 - 275 min ⁻¹
	(II) 100 - 500 min ⁻¹
Speed (load 1600W)	(I) 60 - 275 min ⁻¹
	(II) 100 - 500 min ⁻¹
Spindle (Weldon)	MT3 3/4" (19,05 mm)
Voltage	220 V - 50/60 Hz



1



2



3



4



5



6



7



8



9

- 1 Top digital display showing ideal power usage
- 2 Integrated slide and gearbox system
- 3 Ergonomic feed handles
- 4 High accuracy capstan hub
- 5 Easily accessible auto shut-off carbon brushes
- 6 2-speed oil lubricated gearbox
- 7 High precision height adjustment
- 8 Strong dual coil CNC machined magnet
- 9 Clear and easy controls

≤ Ø 55 mm
page: 38

≤ Ø 23 mm

≤ Ø 60 mm
page: 37

≤ M20


Accessories
page: 33



ECO.55-A



Icon Guide | See page: 5

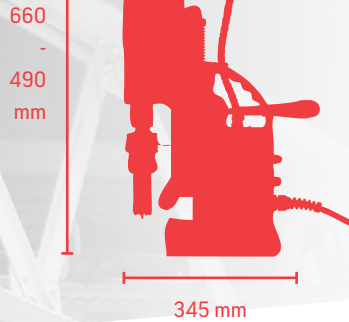


Featuring a newly designed self-feed system our automatic machines offer the top level of technology. With highly intelligent electronics, the most stable construction in the market and functionalities such as "automatic return", these drilling machines will actually drill holes with the highest efficiency for you. There is no doubt our automatic drilling machines will help you increase productivity and cost savings like no other.

This machine is ideal for:
Intelligent automatic drilling with annular cutters



This machine benefits from an oil lubricated gearbox (Optimized motor efficiency and lifetime of key components)




Features

- Full automatic drilling
- High precision slide & rail construction
- Integrated oil bath gearbox
- Morse Taper 3 Spindle
- External access to auto shut-off carbon brushes
- Digital read-out
- Intelligent electronics combine maximum drilling speed with increased cutter lifetime

Technical data

Annular cutters	Ø 12 - 55 mm (mild steel)
Twist drills	Ø 1 - 23 mm
Countersinking	Ø up to 60 mm
Length	345 mm
Width	305 mm
Height	490 - 660 mm
Stroke	170 mm
Weight	23,5 kg
Magnet (l x w x h)	168 x 84 x 49 mm
Magnetic force	1850 kg
Motor power	1600 W
Total power	1700 W
Speed (no load)	(I) 60 - 275 min ⁻¹
	(II) 100 - 500 min ⁻¹
Speed (load 1600W)	(I) 60 - 275 min ⁻¹
	(II) 100 - 500 min ⁻¹
Spindle (Weldon)	MT3 3/4" (19,05 mm)
Voltage	220 V - 50/60 Hz



- 1 Top digital display showing ideal power usage
- 2 Integrated slide and gearbox system
- 3 Ergonomic feed handles
- 4 Easily accessible auto shut-off carbon brushes
- 5 2-speed oil lubricated gearbox
- 6 High precision height adjustment
- 7 Strong dual coil CNC machined magnet
- 8 Automatic drill functionality

≤ Ø 55 mm
page: 38

≤ Ø 23 mm

≤ Ø 60 mm
page: 37

Accessories
page: 33



ECO.80/4



Icon Guide | See page: 5



80mm



31,75mm



85mm



28



1900 W




3000



260mm



Thanks to the 4-speed gearbox this Heavy Duty magnetic drilling machine is able to tackle twist drilling tasks just as easily as big diameter annular cutter challenges.






Features

- 4-speed gearbox
- Morse Taper 3 spindle
- Highly useful very long stroke
- Clear and easy controls
- Perfect solution for simple but heavy drilling tasks

Technical data

Annular cutters	Ø 12 - 80 mm
Twist drills	Ø 1 - 32 mm
Countersinking	Ø up to 85 mm
Length	365 mm
Width	310 mm
Height	510 - 710 mm
Stroke	260 mm
Weight	28 kg
Magnet (l x w x h)	220 x 110 x 64 mm
Magnetic force	3000 kg
Motor power	1900 W
Total power	2050 W
Speed (no load)	(I) 200 min ⁻¹
	(II) 300 min ⁻¹
	(III) 415 min ⁻¹
	(IV) 650 min ⁻¹
Speed (load 1700 W)	(I) 150 min ⁻¹
	(II) 200 min ⁻¹
	(III) 275 min ⁻¹
	(IV) 400 min ⁻¹
Spindle (Weldon)	MT3 3/8" (19.05 mm)*
Voltage	220-240 V / 50-60 Hz



- 1 Aluminium guide rails (L-profile)
- 2 Integrated mounting of gearbox to slide
- 3 Strong aluminium motor holder
- 4 4-speed mechanical gearing
- 5 Morse Taper 3 spindle
- 6 Integrated tool cooling
- 7 Magnet sensor LED

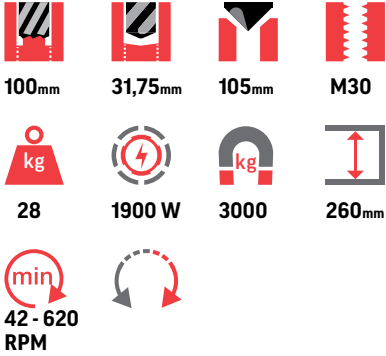
* Optional with 1 1/2" (32 mm) Weldon

≤ Ø 80 mm page: 38	≤ Ø 32 mm	≤ Ø 85 mm page: 37	Accessories page: 33

ECO.100/4




Icon Guide | See page: 5



Hole after hole,
Day in day out
Stable and
reliable all
the way

Large capacity combined with a load of possibilities: unprecedented powerful motor, state-of-the-art mechanically and electronically adjustable speed and torque control and hugely stable construction enables you to tackle a wide variety of drilling tasks.







Features

- 4-speed gearbox
- Morse Taper 3 spindle
- Highly useful very long stroke
- Left & right rotating
- Electronically adjustable rotating speed
- Electronically adjustable torque

Technical data

Annular cutters	Ø 12 - 100 mm
Twist drills	Ø 1 - 32 mm
Countersinking	Ø up to 105 mm
Threading	M3 - M30
Length	365 mm
Width	310 mm
Height	510 - 710 mm
Stroke	260 mm
Weight	28 kg
Magnet (l x w x h)	220 x 110 x 64 mm
Magnetic force	3000 kg
Motor power	1900 W
Total power	2050 W
Speed (no load)	(I) 42-110 min ⁻¹
	(II) 65-190 min ⁻¹
	(III) 140-400 min ⁻¹
	(IV) 220-620 min ⁻¹
Speed (load 1900 W)	(I) 85 min ⁻¹
	(II) 152 min ⁻¹
	(III) 270 min ⁻¹
	(IV) 480 min ⁻¹
Spindle (Weldon)	MT3 3/8" (19.05 mm) *
Voltage	220-240 V / 50-60 Hz



- 1 Aluminium guide rails (L-profile)
- 2 Integrated mounting of gearbox to slide
- 3 Strong aluminium motor holder
- 4 4-speed mechanical gearing
- 5 Morse Taper 3 spindle
- 6 Integrated tool cooling
- 7 Torque control on motor housing
- 8 Right / left rotating functionality
- 9 Electronic speed adjustment

* Optional with 1 1/8" (32 mm)

≤ Ø 100 mm page: 38	≤ Ø 32 mm	≤ Ø 105 mm page: 37	≤ M30	Accessories page: 33

ECO.100/4 D



Icon Guide | See page: 5



100mm



31,75mm



105mm



M30



28



1900 W



3000



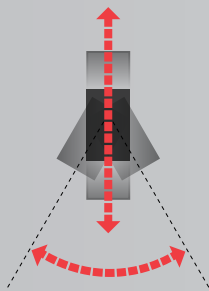
260mm




42 - 620
RPM



The magnet rotates 30° both ways and slides 15-20 mm forwards and backwards.



Large capacity combined with a load of possibilities: unprecedented powerful motor, state-of-the-art mechanically and electronically adjustable speed and torque control, hugely stable construction and a rotating base enable you to tackle the widest variety of drilling tasks.





Features

- 4-speed gearbox
- Morse Taper 3 spindle
- Highly useful very long stroke
- Left & right rotating
- Electronically adjustable rotating speed
- Electronically adjustable torque
- Swivel base

Technical data

Annular cutters	Ø 12 - 100 mm
Twist drills	Ø 1 - 32 mm
Countersinking	Ø up to 105 mm
Threading	M3 - M30
Length	365 mm
Width	310 mm
Height	515 - 715 mm
Stroke	260 mm
Weight	28 kg
Magnet (l x w x h)	220 x 110 x 64 mm
Magnetic force	3000 kg
Motor power	1900 W
Total power	2050 W
Speed (no load)	(I) 42-110 min ⁻¹
	(II) 65-190 min ⁻¹
	(III) 140-400 min ⁻¹
	(IV) 220-620 min ⁻¹
Speed (load 1900 W)	(I) 85 min ⁻¹
	(II) 152 min ⁻¹
	(III) 270 min ⁻¹
	(IV) 480 min ⁻¹
Spindle (Weldon)	MT3 3/8" (19.05 mm) *
Voltage	220-240 V / 50-60 Hz



- 1 Aluminium guide rails (L-profile)
- 2 Integrated mounting of gearbox to slide
- 3 Strong aluminium motor holder
- 4 4-speed mechanical gearing
- 5 MT 3 spindle with integrated cooling
- 6 Torque control on motor housing
- 7 Right / left rotating functionality
- 8 Electronic speed adjustment
- 9 Precise positioning swivel base

* Optional with 1 1/8" (32 mm)

≤ Ø 100 mm page: 38	≤ Ø 32 mm page: 37	≤ Ø 105 mm page: 37	≤ M30	Accessories page: 33

AIR.52/3



Icon Guide | See page: 5



52mm



13mm



60mm



13




min. 6.3bar
(90 PSI)



1000

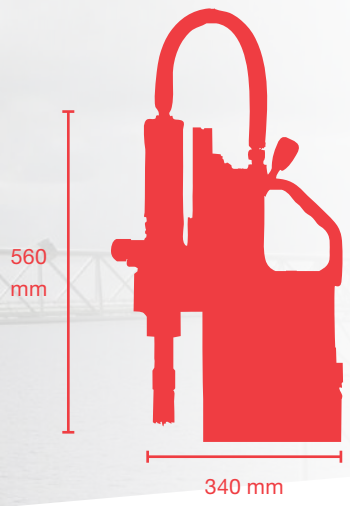


55mm



This air machine is specifically designed for drilling tasks where the use of electric power tools is out of the question. With the powerful air motor and strong permanent magnet this special drilling machine meets the ATEX regulations, and can be used in workplaces with danger of explosion, such as the offshore, mining, oil and gas industries.





Features

- Air-powered motor system
- Automatic cooling system
- Failsafe permanent magnet system
- Spark-free (explosion-safe) motor
- Anti-static construction
- Safety interlock
- Low noise





Technical data

Annular cutters	Ø 12 - 52 mm
Twist drills*	Ø 6 - 14 mm (Weldon)
Countersinking	Ø up to 60 mm
Length	340 mm
Width	250 mm
Height	560 mm
Stroke	120 mm
Weight	13 kg
Magnet (l x w)	220 x 75 mm
Magnetic force	1000 kg
Speed (no load)	400 min ⁻¹
Spindle (Weldon)	3/4" (19,05 mm)
Power source	Air, min. 6,3 bar (90 PSI) 0,9 m ³ /min 3/8" BSP Female thread



* With Weldon shank twist drills.

- 1 Fail-safe manual switch (on/off handles)
- 2 Permanent magnet
- 3 Safety cover

<p>≤ Ø 52 mm</p> <p>page: 38</p> 	<p>≤ Ø 6 - 14 mm</p> <p>page: 37</p> 	<p>≤ Ø 60 mm</p> <p>page: 37</p> 	<p>Accessories</p> <p>page: 33</p> 
--	--	--	--



Adapters

Pipe Adapter kit

- Suitable for tubing diameter of \varnothing 35 up to 550 mm
- Suitable for all Euroboor drilling machines (except ECO.35-F ECO.200 & ECO-TUBE series)
- Suitable for almost all drilling machines in the market (for universal use)

Sizing PAK.250

Length: 286mm
Width: 268mm
Height: 96mm


Sizing inside plate

Length: 265mm
Width: 112mm
Height: 14mm

Weight

12,5 kg

PAK.250 ●



Vacuum Adapter kit \varnothing 300 mm

including pump

- Sizing: \varnothing 300 mm

VAC.810 ●



Vacuum Adapter kit oval

(clamp system with 2 suction pads)
including pump

- Sizing: 450 x 250 mm

VAC.820 ●



Components also available separately

Vacuum pump

- Power: 1/2 hp
- Inlet port: 1/4" flare & 3/8" flare
- Ultimate vacuum: 3×10^{-1} Pa, 25 microns
- Flow rate: 5 CFM, 142 l/min (110V)
4,5 CFM, 128 l/min (220V)
- Voltage: 110 / 220 V / 50-60 Hz

VAC.001 ●

Vacuum plate round \varnothing 300 mm

VAC.002 ●

Vacuum plate oval \varnothing 450 x 250 mm

VAC.003 ●



Extensions



Adapter Weldon | 25 mm
Shank: 19.05 mm (3/4") Weldon
Extension length: 25 mm
External dia: ø 35 mm

6.35 mm / 1/4" pilot pins
IBK.25 ●
For 8 mm / 5/16" pilot pins
IBK.25/8 ●



Adapter Weldon | 50 mm
Shank: 19.05 mm (3/4") Weldon
Extension length: 50 mm
External dia: ø 35 mm

6.35 mm / 1/4" pilot pins
IBK.50 ●
For 8 mm / 5/16" pilot pins
IBK.50/8 ●



Adapter Weldon | 75 mm
Shank: 19.05 mm (3/4") Weldon
Extension length: 75 mm
External dia: ø 35 mm

6.35 mm / 1/4" pilot pins
IBK.75 ●
For 8 mm / 5/16" pilot pins
IBK.75/8 ●



Adapter Weldon | 100 mm
Shank: 19.05 mm (3/4") Weldon
Extension length: 100 mm
External dia: ø 35 mm

6.35 mm / 1/4" pilot pins
IBK.100 ●
For 8 mm / 5/16" pilot pins
IBK.100/8 ●
Alpha Product Code: MB-EXT100

MT 2 - 90 mm extension
Adapter for extra stroke
(90 mm)
MC.2x2T265 ●

MT 3 - 121 mm extension
Adapter for extra stroke
(121 mm)
MC.3x3T265 ●

MT 3 - 250 mm extension
Adapter type 268
(250mm)
MC.3x3T268 ●

MT 3 - 450 mm extension
Adapter type 268
(450mm)
MC.3x3T268/2 ●



Connections



Adapter | Nitto One Touch
Internally: 19.05 mm (3/4") Weldon
External Nitto One Touch
IBK.NIT ●



Adapter | Fein Quick IN
(externally) - 19.05 mm (3/4")
Weldon internally
IBK.QFN ●



Adapter | 19.05 mm Weldon
(outer) - 1/2" x 20 UNF (outer)
IBK.14 ●



Adapter | 19.05 mm Weldon
(externally) - B16 Drill chuck
connection
IBK.16-14 ●



Reduction ring from 31.75 mm
Weldon shank to 19.05 mm Weldon shank
IBK.3219



Adapter
1/2 UNC to 19.05 Weldon Shank
MB-CA12

Adaptor Sleeve for Morse Taper Shank

Morse Taper drill sleeves are used as reduction sizing for morse taper tooling



- DIN 2185 precision manufactured
- Fully hardened and ground internally and externally to give maximum surface contact
- Used for drills, reamers and lathe centre shanks

BULK

Size	MT# External	MT# Internal	BULK 1 PCE
MT3 - MT2	MT3	MT2	9TSM3-2
MT4 - MT3	MT4	MT3	9TSM4-3

Arbors



MC.2 / MC.3

Arbor MT2 - 19.05 (¾") Weldon
for cutters ø 12 - 60 mm

MC.2 ●

Alpha Product Code: 18Y101

Arbor MT2 - 19.05 (¾") Weldon
including lubrication ring

IMC.20

Alpha Product Code: 18Y104

Auto Arbor MT2 - 19.05 (¾") Weldon
Quick exchange, Weldon connection

IMC.2Q ●



Auto Arbor IMC.2Q / IMC.3Q

Arbor MT3 - 19.05 (¾") Weldon
for cutters ø 12 - 60 mm

MC.3 ●

Alpha Product Code: 18Y102

Arbor MT3 - 19.05 (¾") Weldon
including lubrication ring

IMC.30/19-N

Alpha Product Code: 18Y104

Auto Arbor MT3 - 19.05 (¾") Weldon
Quick exchange, Weldon connection

IMC.3Q ●



MC.3/32

Arbor MT3 - 31.75 (1¼") Weldon
for cutters ø 61 - 100 mm

MC.3/32 ●

Alpha Product Code: 18Y107

Arbor MT3 - 31.75 (1¼") Weldon
including lubrication ring

IMC.30/32-N

Alpha Product Code: 18Y107

Arbor MT4 - 31.75 (1¼") Weldon
including lubrication ring


IMC.40/32-N ●



IMC.30/19-N / IMC.30/32-N

Adapter 1/2" x 20 UNF (outer)
- 1/2" x 20 UNF (inner) extension
adapter for drill chucks

IBK.15 ●



Before and after
assembly of a shorter
replacement spindle
IBK.15 for use with drill-
chucks.

Benefit:
Increases the stroke

IBK.15 with a drill-
chuck IBQ.13 for
illustration purposes

Drill chuck connection



Morse Taper 2 - B16
Spindle connection
B16-MC2



Morse Taper 3 - B16
Spindle connection
B16-MC3



Morse Taper 2
Adapter 1/2" x 20 UNF
1/2UNF-MC2 ●



Morse Taper 3
Adapter 1/2" x 30 UNF
1/2UNF-MC3 ●

Morse Taper 2 - B18
Spindle connection
B18-MC2

Morse Taper 3 - B18
Spindle connection
B18-MC3

Twist drill chuck



Drill chuck
ø 1.5 - 13mm, 1/2" x 20 UNF (inner)
IBK.13
1/2" UNC (inner)
Alpha Product Code: MB-CHUCK12



Keyless drill chuck
ø 1.5 - 13mm, 1/2" x 20 UNF (inner)
IBK.13Q ●



Drill chuck
ø 1.5 - 13mm, with B16 connection
• Available with inner thread or inner taper
IBK.13-B16 ●



Drill chuck
ø 1.5 - 16mm, with B16 connection
• Available with inner taper
IBK.16 ●



Drill chuck Quick change
ø 1.5 - 13mm, 1/2" x 20 UNF
IBQ.13 ●



Drill chuck Quick change
ø 1.5 - 16mm, with B16 connection
IBQ.16 ●

The IBQ.13 and IBQ.16 Quick Change drill chucks are key-less, three-jaw, self-centering chucks that hold drill bits in place for drilling operations. They can be used with magnetic drilling machines together with Euroboor accessories like IBK.14, IBK.15 and 1/2" x 20 UNF Morse Taper.

Cutting oil and paste

General usage

IBO.10

Mild steel lubricating cooling and cutting oil

General cutting oil offering premium cooling and lubrication for most common mild steel projects. High cutting power and tool preservation, and improved processing times.

IBO.1001 (1 litre)

IBO.1050 (5 litre)



Specialized use

IBP.50/2

Cutting paste for high-alloy steel

Universal cutting paste, especially suitable for high-alloy steel grades including Hardox and train rails. Its strong adhesive strength also makes it a perfect problem solver for processing in hard to reach places and positions, including upside down. Leaves hardly any greasy residue, thus minimising cleaning preparations for following processing steps, when used undiluted.

IBP.50/2 (1kg)



C.D.T

Cut. Drill. Tap Cutting Lubricant

Alpha C.D.T is formulated for extreme cutting performance when tapping, drilling or reaming into all metals, including hardened steel and titanium. Special additives reduce friction, extend tool life and provide excellent surface finish. Alpha C.D.T is water soluble, safe and easy to use.

Cutting Lubricant 250ml

ATL005



- 250ml squeeze bottle
- Improves overall tool performance
- Non-flammable
- Environmentally safe
- Biodegradable ingredients
- Easy to use and clean up

Weldon twist drill

HSS 19.05 mm (¾") Weldon shank. Available in 30 mm and 50 mm length.

Machined from one solid blank (no weak spots caused by inferior material or welds)

DoC 30mm DIA Ø 6 - 14mm

MM	Code	MM	Code
Ø 6	SSPI.06	Ø 11	SSPI.11
Ø 7	SSPI.07	Ø 12	SSPI.12
Ø 8	SSPI.08	Ø 13	SSPI.13
Ø 9	SSPI.09	Ø 14	SSPI.14
Ø 10	SSPI.10		

DoC 50mm DIA Ø 6 - 14mm

MM	Code	MM	Code
Ø 6	SPI.06	Ø 11	SPI.11
Ø 7	SPI.07	Ø 12	SPI.12
Ø 8	SPI.08	Ø 13	SPI.13
Ø 9	SPI.09	Ø 14	SPI.14
Ø 10	SPI.10		



6 Piece | Weldon twist drill set

- HSS | 19.05 mm (¾") Weldon shank
- 30 mm length
- Sizes Ø 6 - 11 mm, 1 mm increments

SSPI.KIT ●

6 Piece | Weldon twist drill set

- HSS | 19.05 mm (¾") Weldon shank
- 50 mm length
- Sizes Ø 6 - 11 mm, 1 mm increments

SPI.KIT ●

Countersinks



90° Weldon Shank

Dia 25mm

CCHSS9025

90° Weldon Shank

Dia 40mm

CCHSS9040

Weldon Shank Only - doesn't fit Nitto One Touch

Euroboor Annular Cutters

The No. 1 choice in HSS and TCT

Annular cutters

- + Wide product range
- + Longer lifespan
- + Exact sizing
- + Unique teeth geometry
- + Optimum chip clearance
- + Superior slug ejection



High precision shanks, various connections



Weldon 19.05 (3/4")
Fits Weldon shank drills



Weldon 31.75 (1 1/4")
Fits Weldon shanks -
cutters above 72mm



Nitto/Weldon
Multi-fit

Pilot pins

Pilot pins are essential for the use of annular cutters, as they provide the following practical uses:

- Centration of cutter
- Control of oil flow
- Slug ejection

1. Pilot pin
2. Annular cutter (Weldon)
3. Pilot pin inside annular cutter
4. Place in arbor magnetic drill machine and commence drilling






p TCT cutter 200mm (8") DIA (1:1)



We offer a well-considered range of annular cutters, designed to meet and exceed your requirements. Many years of our hands-on experience are reflected in the unique features of our cutters. We do not compromise on quality and for that reason our cutters are appreciated worldwide

for optimum performance, durability and longer functional life in all industries. From small scale fabrication to the oil and shipping industry, and from large scale fabrication to construction, and beyond.



Euroboor Annular cutter program

Geometry

Alternate cutting teeth angles for precise and clear cuts

On our HSS and TCT cutters every tooth does its own job, working together to cut cleaner and quicker. They actually save time!



- TCT has up to three different teeth
- HSS has two different teeth



Nitto/Weldon shank

Did you know?

- With the **right lubrication** tool life is drastically improved
- Drilling with cutters is best with **internal cooling**
- A **perfect fitting pilot pin** prevents cutter breakage
- **TCT cutters need a higher speed** than HSS cutters
- Euroboor cutters have an extra landing on the outside and cut more accurately with **less friction**
- Euroboor cutters have grounded inside **conical taper which offers expansion room to slug**
- Metric & Imperial **specific sizes and shank variations** can be supplied on request.

8.8

Annular
Cutters
Unique
sizing





Annular cutter overview

High Speed Steel

- Euroboor HSS annular cutters are manufactured using certified M2 high speed steel grade, known for its extremely high wear resistance. What may seem as a simple tool is in reality a very clever instrument packed with years of experience and continuous development.
- Meticulously controlled production processes, including the use of the advanced CNC machinery, make it possible to produce cutters to the highest Euroboor specific standards and to achieve the lowest tolerances and the best possible consistency.
- Our HSS annular cutters are the preferred choice for a wide variety of drilling tasks. No matter how large the job at hand, whether you have to drill in pipe or plate, our cutters offer the best combination of safety, speed, lifetime and perfect finished result for hard plastics, aluminum, copper and – maybe most importantly – construction steel.


Tungsten Carbide Tipped

- Euroboor TCT annular cutters are produced especially for use in very hard and difficult materials such as Hardox, stainless steel and railway tracks.
- The body of our TCT cutters is made from very strong and durable specially selected alloy. The tips, or cutting teeth, are made from extremely hard, durable and strong tungsten carbide (**SANDVIK**) and are precision welded to the cutter body. The result is a cutter that excels at higher cutting speeds for the hardest jobs.
- The perfected angles on the cutting teeth and spiral flutes ensure optimal chip removal. With the cutting teeth slightly offset to the outside seizure is virtually impossible. To extend the lifetime of the tool the teeth can be sharpened.

Material Application		● Optimal	○ Good	○ Possible												
Cutter	Material	Plastics GRP/CRP	Brass, Copper, Tin	Grey cast iron	Steel					Stainless steel		Aluminium		Exotic materials*	Rails	
					< 500N	< 750N	< 900N	< 1100N	< 1400N	< 900N	≤ 900N	< 10% Si	≤ 10% Si			
HSS		●	○		●	●	○						○			
TCT			○	●	●	●	●	●	●	●	●	●	●	●	●	○

* Inconnell, Nimonic, Hardox, Hastelloy

Cutting depth (DoC)		Nitto/Weldon mm
30 mm	HSS	12 - 65
35 mm	TCT	12 - 52
55 mm	HSS	12 - 65
55 mm	TCT	12 - 70
75 mm	TCT	72 - 100 (31.75mm shank)
110 mm	HSS	19 - 56



Annular cutter

High Speed Steel




HSS Annular Cutters, with unique geometry type and random-space tips, provide clear cutting, fast feed rate, less vibration, smooth hole surface and long tool life, highly effective for drilling. They are better and quicker than twist drills. HSS annular cutters can be used on all kinds of magnetic drilling machines. They can be widely used in drilling steel, copper,

aluminum, stainless steel and plastic, in either plate or pipe form. The HSS annular cutters have gained huge popularity in the market. The entire range is available in various specifications that can be customized as per clients' requirements.

HSS material application		● Optimal ○ Good ○ Possible											
Plastics GRP/CRP	Brass, Copper, Tin	Grey cast iron	Steel					Stainless steel		Aluminium		Exotic materials, Inconnell, Nimonic, Hardox, Hastelloy	Rails
			< 500N	< 750N	< 900N	< 1100N	< 1400N	< 900N	≤ 900N	< 10% Si	≤ 10% Si		
●	○		●	●	○					○			

HSS profile



1. Stage hardening. Combines maximum hardness at the teeth with superior strength at the cutter body, reducing breakage to a minimum.
2. Inner ground cutting teeth. Helps stable "setting" of the cutter, reduces friction during and drilling and helps slug ejection.
3. Wall thickness matched to the diameter of the cutter, combining the best possible cutting time with strength.
4. Tapered inside fitment prevents the cutter getting stuck. Guaranteed plug ejection with usage of the correct pilot pin.
5. Precise shank fitment for maximum interchangeability and close tolerance drilling without run-out.
6. Precise pilot pin fitment for perfect centration, hassle-free pin retraction and controlled coolant flow.
7. Altering "continuous pre-cut" teeth geometry. Generates faster and more stable drilling performance and results in clear cuts of the highest precision and smooth, burr-free finishes.
8. Precision spiral flute angles for optimal chip removal.
9. Specially designed blades for optimum stability and heat-reduction.
10. Number of flutes and teeth matched to the diameter of the cutter for the best tooth load and superior cutting speeds.
11. Precision ground Nitto/Weldon shanks for optimum fitment of the cutter itself in the tool holder and of pilot pin in the annular cutter. Increases safety, stability and accurate hole sizing.

Properties

Our best-selling cutter range most commonly used for standard fabrication and construction. These cutters offer the best possible quality for the majority of drilling tasks.

30mm

Drill depth (DoC)



Nitto/Weldon

HSS metric

DIA Ø 12 - 65mm | Shank 19.05mm (¾")

MM	Nitto/Weldon	Pilot Pin
Ø 12	HCSU.120	IBC.70
Ø 13	HCSU.130	IBC.70
Ø 14	HCSU.140	IBC.70
Ø 15	HCSU.150	IBC.70
Ø 16	HCSU.160	IBC.70
Ø 17	HCSU.170	IBC.70
Ø 18	HCSU.180	IBC.70
Ø 19	HCSU.190	IBC.70
Ø 20	HCSU.200	IBC.70
Ø 21	HCSU.210	IBC.70
Ø 22	HCSU.220	IBC.70
Ø 23	HCSU.230	IBC.70
Ø 24	HCSU.240	IBC.70
Ø 25	HCSU.250	IBC.70
Ø 26	HCSU.260	IBC.70
Ø 27	HCSU.270	IBC.70
Ø 28	HCSU.280	IBC.70
Ø 29	HCSU.290	IBC.70
Ø 30	HCSU.300	IBC.70
Ø 31	HCSU.310	IBC.70
Ø 32	HCSU.320	IBC.70
Ø 33	HCSU.330	IBC.70
Ø 34	HCSU.340	IBC.70
Ø 35	HCSU.350	IBC.70
Ø 36	HCSU.360	IBC.70

MM	Nitto/Weldon	Pilot Pin
Ø 37	HCSU.370	IBC.70
Ø 38	HCSU.380	IBC.70
Ø 39	HCSU.390	IBC.70
Ø 40	HCSU.400	IBC.70
Ø 41	HCSU.410	IBC.70
Ø 42	HCSU.420	IBC.70
Ø 43	HCSU.430	IBC.70
Ø 44	HCSU.440	IBC.70
Ø 45	HCSU.450	IBC.70
Ø 46	HCSU.460	IBC.70
Ø 47	HCSU.470	IBC.70
Ø 48	HCSU.480	IBC.70
Ø 49	HCSU.490	IBC.70
Ø 50	HCSU.500	IBC.70
Ø 51	HCSU.510	IBC.70
Ø 52	HCSU.520	IBC.70
Ø 53	HCSU.530	IBC.70
Ø 54	HCSU.540	IBC.70
Ø 55	HCSU.550	IBC.70
Ø 56	HCSU.560	IBC.70
Ø 57	HCSU.570	IBC.70
Ø 58	HCSU.580	IBC.70
Ø 59	HCSU.590	IBC.70
Ø 60	HCSU.600	IBC.70
Ø 61	HCSU.610	IBC.70

MM	Nitto/Weldon	Pilot Pin
Ø 62	HCSU.620	IBC.70
Ø 63	HCSU.630	IBC.70
Ø 64	HCSU.640	IBC.70
Ø 65	HCSU.650	IBC.70



Best use with pilot pin

- HCSU Ø 12 - 65 mm
IBC.70 (6.35 x 77mm)



Euroboor pilot pins features:

- Precise positioning
- Locks off oil flow in stand still
- Ejects plug with ease



55mm

Drill depth (DoC)



Nitto/Weldon

HSS metric

DIA Ø 12 - 65mm | Shank 19.05mm (¾")

MM	Nitto/Weldon	Pilot Pin
Ø 12	HCLU.120	IBC.90
Ø 13	HCLU.130	IBC.90
Ø 14	HCLU.140	IBC.90
Ø 15	HCLU.150	IBC.90
Ø 16	HCLU.160	IBC.90
Ø 17	HCLU.170	IBC.90
Ø 18	HCLU.180	IBC.90
Ø 19	HCLU.190	IBC.90
Ø 20	HCLU.200	IBC.90
Ø 21	HCLU.210	IBC.90
Ø 22	HCLU.220	IBC.90
Ø 23	HCLU.230	IBC.90
Ø 24	HCLU.240	IBC.90
Ø 25	HCLU.250	IBC.90
Ø 26	HCLU.260	IBC.90
Ø 27	HCLU.270	IBC.90
Ø 28	HCLU.280	IBC.90
Ø 29	HCLU.290	IBC.90
Ø 30	HCLU.300	IBC.90
Ø 31	HCLU.310	IBC.90
Ø 32	HCLU.320	IBC.90
Ø 33	HCLU.330	IBC.90
Ø 34	HCLU.340	IBC.90
Ø 35	HCLU.350	IBC.90
Ø 36	HCLU.360	IBC.90

MM	Nitto/Weldon	Pilot Pin
Ø 37	HCLU.370	IBC.90
Ø 38	HCLU.380	IBC.90
Ø 39	HCLU.390	IBC.90
Ø 40	HCLU.400	IBC.90
Ø 41	HCLU.410	IBC.90
Ø 42	HCLU.420	IBC.90
Ø 43	HCLU.430	IBC.90
Ø 44	HCLU.440	IBC.90
Ø 45	HCLU.450	IBC.90
Ø 46	HCLU.460	IBC.90
Ø 47	HCLU.470	IBC.90
Ø 48	HCLU.480	IBC.90
Ø 49	HCLU.490	IBC.90
Ø 50	HCLU.500	IBC.90
Ø 51	HCLU.510	IBC.90
Ø 52	HCLU.520	IBC.90
Ø 53	HCLU.530	IBC.90
Ø 54	HCLU.540	IBC.90
Ø 55	HCLU.550	IBC.90
Ø 56	HCLU.560	IBC.90
Ø 57	HCLU.570	IBC.90
Ø 58	HCLU.580	IBC.90
Ø 59	HCLU.590	IBC.90
Ø 60	HCLU.600	IBC.90
Ø 61	HCLU.610	IBC.90

MM	Nitto/Weldon	Pilot Pin
Ø 62	HCLU.620	IBC.90
Ø 63	HCLU.630	IBC.90
Ø 64	HCLU.640	IBC.90
Ø 65	HCLU.650	IBC.90



Best use with pilot pin

- HCLU Ø 12 - 65 mm
IBC.90 (6.35 x 102mm)



Euroboor pilot pins features:

- Precise positioning
- Locks off oil flow in stand still
- Ejects plug with ease

110mm

Drill depth (DoC)



HSS metric

DIA Ø 19 - 56mm | Shank 19.05mm (¾")

MM		
Ø 19	CHSS19110	IBC.K50
Ø 20	CHSS20110	IBC.K50
Ø 21	CHSS21110	IBC.K50
Ø 22	CHSS22110	IBC.K50
Ø 23	CHSS23110	IBC.K50
Ø 24	CHSS24110	IBC.K50
Ø 25	CHSS25110	IBC.K50
Ø 26	CHSS26110	IBC.K50
Ø 27	CHSS27110	IBC.K50
Ø 28	CHSS28110	IBC.K50
Ø 29	CHSS29110	IBC.K50
Ø 30	CHSS30110	IBC.K50
Ø 31	CHSS31110	IBC.K50
Ø 32	CHSS32110	IBC.K50
Ø 33	CHSS33110	IBC.K50
Ø 34	CHSS34110	IBC.K50
Ø 35	CHSS35110	IBC.K50
Ø 36	CHSS36110	IBC.K50
Ø 37	CHSS37110	IBC.K50
Ø 38	CHSS38110	IBC.K50
Ø 39	CHSS39110	IBC.K50
Ø 40	CHSS40110	IBC.K50
Ø 41	CHSS41110	IBC.K50
Ø 42	CHSS42110	IBC.K50

MM		
Ø 43	CHSS43110	IBC.K50
Ø 44	CHSS44110	IBC.K50
Ø 45	CHSS45110	IBC.K50
Ø 46	CHSS46110	IBC.K50
Ø 47	CHSS47110	IBC.K50
Ø 48	CHSS48110	IBC.K50
Ø 49	CHSS49110	IBC.K50
Ø 50	CHSS50110	IBC.K50
Ø 51	CHSS51110	IBC.K50
Ø 52	CHSS52110	IBC.K50
Ø 53	CHSS53110	IBC.K50
Ø 54	CHSS54110	IBC.K50
Ø 55	CHSS55110	IBC.K50
Ø 56	CHSS56110	IBC.K50

Best use with pilot pin

- Ø 19 - 56 mm (100mm DoC)

IBC.K50 (6,35 x 155mm)



Euroboor pilot pins features:

- Precise positioning
- Locks off oil flow in stand still
- Ejects plug with ease

35mm

Drill depth (DoC)



Nitto/Weldon

TCT metric | DIA Ø 12 - 52mm | Shank 19.05mm (¾")

MM	TCT 35mm DOC	Pilot Pin	MM	TCT 35mm DOC	Pilot Pin	MM	TCT 35mm DOC	Pilot Pin
Ø 12	HMSU.120	IBC.70	Ø 24	HMSU.240	IBC.85	Ø 36	HMSU.360	IBC.85
Ø 13	HMSU.130	IBC.70	Ø 25	HMSU.250	IBC.85	Ø 37	HMSU.370	IBC.85
Ø 14	HMSU.140	IBC.70	Ø 26	HMSU.260	IBC.85	Ø 38	HMSU.380	IBC.85
Ø 15	HMSU.150	IBC.70	Ø 27	HMSU.270	IBC.85	Ø 39	HMSU.390	IBC.85
Ø 16	HMSU.160	IBC.70	Ø 28	HMSU.280	IBC.85	Ø 40	HMSU.400	IBC.85
Ø 17	HMSU.170	IBC.85	Ø 29	HMSU.290	IBC.85	Ø 42	HMSU.420	IBC.85
Ø 18	HMSU.180	IBC.85	Ø 30	HMSU.300	IBC.85	Ø 44	HMSU.440	IBC.85
Ø 19	HMSU.190	IBC.85	Ø 31	HMSU.310	IBC.85	Ø 46	HMSU.460	IBC.85
Ø 20	HMSU.200	IBC.85	Ø 32	HMSU.320	IBC.85	Ø 48	HMSU.480	IBC.85
Ø 21	HMSU.210	IBC.85	Ø 33	HMSU.330	IBC.85	Ø 50	HMSU.500	IBC.85
Ø 22	HMSU.220	IBC.85	Ø 34	HMSU.340	IBC.85	Ø 52	HMSU.520	IBC.85
Ø 23	HMSU.230	IBC.85	Ø 35	HMSU.350	IBC.85			

55mm

Drill depth (DoC)



Nitto/Weldon

TCT metric | DIA Ø 12 - 70mm | Shank 19.05mm (¾")

MM	TCT 55mm DOC	Pilot Pin	MM	TCT 55mm DOC	Pilot Pin	MM	TCT 55mm DOC	Pilot Pin	MM	TCT 55mm DOC	Pilot Pin
Ø 12	HMLU.120	IBC.100R	Ø 27	HMLU.270	IBC.80	Ø 42	HMLU.420	IBC.80	Ø 57	HMLU.570	IBC.80
Ø 13	HMLU.130	IBC.100R	Ø 28	HMLU.280	IBC.80	Ø 43	HMLU.430	IBC.80	Ø 58	HMLU.580	IBC.80
Ø 14	HMLU.140	IBC.100R	Ø 29	HMLU.290	IBC.80	Ø 44	HMLU.440	IBC.80	Ø 59	HMLU.590	IBC.80
Ø 15	HMLU.150	IBC.90	Ø 30	HMLU.300	IBC.80	Ø 45	HMLU.450	IBC.80	Ø 60	HMLU.600	IBC.80
Ø 16	HMLU.160	IBC.90	Ø 31	HMLU.310	IBC.80	Ø 46	HMLU.460	IBC.80	Ø 61	HMLU.610	IBC.80
Ø 17	HMLU.170	IBC.90	Ø 32	HMLU.320	IBC.80	Ø 47	HMLU.470	IBC.80	Ø 62	HMLU.620	IBC.80
Ø 18	HMLU.180	IBC.80	Ø 33	HMLU.330	IBC.80	Ø 48	HMLU.480	IBC.80	Ø 63	HMLU.630	IBC.80
Ø 19	HMLU.190	IBC.80	Ø 34	HMLU.340	IBC.80	Ø 49	HMLU.490	IBC.80	Ø 64	HMLU.640	IBC.80
Ø 20	HMLU.200	IBC.80	Ø 35	HMLU.350	IBC.80	Ø 50	HMLU.500	IBC.80	Ø 65	HMLU.650	IBC.80
Ø 21	HMLU.210	IBC.80	Ø 36	HMLU.360	IBC.80	Ø 51	HMLU.510	IBC.80	Ø 66	HMLU.660	IBC.80
Ø 22	HMLU.220	IBC.80	Ø 37	HMLU.370	IBC.80	Ø 52	HMLU.520	IBC.80	Ø 67	HMLU.670	IBC.80
Ø 23	HMLU.230	IBC.80	Ø 38	HMLU.380	IBC.80	Ø 53	HMLU.530	IBC.80	Ø 68	HMLU.680	IBC.80
Ø 24	HMLU.240	IBC.80	Ø 39	HMLU.390	IBC.80	Ø 54	HMLU.540	IBC.80	Ø 69	HMLU.690	IBC.80
Ø 25	HMLU.250	IBC.80	Ø 40	HMLU.400	IBC.80	Ø 55	HMLU.550	IBC.80	Ø 70	HMLU.700	IBC.80
Ø 26	HMLU.260	IBC.80	Ø 41	HMLU.410	IBC.80	Ø 56	HMLU.560	IBC.80			

Best use with pilot pin

- 12-16mm (35mm DOC)

IBC.70

- 17-52mm (35mm DOC)

IBC.85

- 12-14mm (55mm DOC)

IBC.100R

- 15-17mm (55mm DOC)

IBC.90

- 18-70mm (55mm DOC)

IBC.80

Euroboor pilot pins features:

- Precise positioning
- Locks off oil flow in stand still
- Ejects plug with ease

75mm

Drill depth (DoC)

TCT metric

DIA Ø 72 - 100mm | Shank 31.75mm

MM	Nitto/Weldon	Pilot Pin
Ø 72	TCHSS7275	EJPIN192
Ø 75	TCHSS7575	EJPIN192
Ø 78	TCHSS7875	EJPIN192
Ø 80	TCHSS8075	EJPIN192
Ø 82	TCHSS8275	EJPIN192
Ø 85	TCHSS8575	EJPIN192
Ø 88	TCHSS8875	EJPIN192
Ø 90	TCHSS9075	EJPIN192
Ø 92	TCHSS9275	EJPIN192
Ø 95	TCHSS9575	EJPIN192
Ø 98	TCHSS9875	EJPIN192
Ø 100	TCHSS10075	EJPIN192



HSS 6 Piece Cutter Sets



Set HSS Metric

DoC 30 mm

- 6 + 1 piece annular cutter set
- Cutter sizes Ø 14, 18, 22 mm (2 of each)
- Pilot pin IBC.70

HCSU.KIT



Nitto/Weldon

Set HSS Metric

DoC 55 mm

- 6 + 1 piece annular cutter set
- Cutter sizes Ø 14, 18, 22 mm (2 of each)
- Pilot pin IBC.90

HCL.KIT



Weldon

Pilot pins

Pilot pin range

Code	Lenght pin	Diameter pin	Code	Lenght pin	Diameter pin
IBC.70	77mm (3")	6,35mm (1/4")	IBC.150	252mm (9 ^{15/16} "*)	8mm (5/16")
IBC.70/2	79mm (3")	6,35mm (1/4")	IBC.160	201mm (7 ^{15/16} "*)	8mm (5/16")
IBC.75	87mm (3 ^{7/16} "*)	6,35mm (1/4")	IBC.K25	125mm (4 ^{15/16} "*)	6,35mm (1/4")
IBC.80	103mm (4 ^{1/16} "*)	8mm (5/16")	IBC.K50	155mm (6 ^{1/8} "*)	6,35mm (1/4")
IBC.85	90mm (3 ^{9/16} "*)	8mm (5/16")	IBC.K75	177mm (7")	6,35mm (1/4")
IBC.90	102mm (4")	6,35mm (1/4")	IBC.K100	204mm (8")	6,35mm (1/4")
IBC.100	123mm (4 ^{13/16} "*)	8mm (5/16")	IBC.2P-130*	130mm (5 ^{1/8} "*)	5/16" (8 mm)
IBC.110	165mm (6 ^{1/2} "*)	6,35mm (1/4")	IBC.2P-144*	144mm (5 ^{11/16} "*)	5/16" (8 mm)
IBC.120	120mm (4 ^{3/4} "*)	6,35mm (1/4")	IBC.157*	157mm (6 ^{3/16} "*)	5/16" (8 mm)
IBC.130	162mm (6 ^{3/8} "*)	8mm (5/16")	IBC.2P-205*	205mm (8 ^{1/8} "*)	5/16" (8 mm)
IBC.140	150mm (5 ^{15/16} "*)	8mm (5/16")	IBC.2P-256*	256mm (10 ^{1/16} "*)	5/16" (8 mm)

Pilot pins are essential for the use of annular cutters, as they provide the following practical uses:

- Centration of cutter
- Control of oil flow
- Slug ejection

As plain as a pilot pin may look, all of these uses require high precision and extremely low tolerances – just to make sure the centre is exactly

the centre, oil flow starts and stops when you need it to, and the slug does not get stuck inside the cutter.


We offer a wide range of pilot pins that match the lengths, diameters and characteristics of our various annular cutters with exactly the required precision to enhance your drilling job in the best way possible.

*Extended pilot pin

Specifically for use with long cutters and drilling in very thick workpieces. Makes it possible to continue drilling with pilot pin without mid-process hassle. Suitable for use with 3" and 4" long cutters

- Total length 6^{3/16}" (157 mm)
- Shortened length 3^{15/16}" (100 mm)

IBC.157



Place pilot pin through the shank, and attach extension up through the bottom inside of the cutter.



Start drilling. Stop at approx. 50mm depth.



Remove top part of the pilot pin.

Commence drilling until slug ejection

Pilot pin features

Precise positioning

- Whilst having a perfect fit the Euroboor pilot pin is your guidance to center the cutter



Material

Locks off oil flow

- The pilot pin cuts-off oil flow in stand still
- If drilling starts the pilot pin is pushed into the machine and permits the oil to flow in the cutter for direct cooling and lubricating



Material

Ejects plug

- If the cutter is through the material the pilot pin pushes the slug out by means of the strong spring inside the magdrill machine
- Oil flow is cut-off



Material



Lifting magnets

Euroboor lifting magnets are engineered with top priority on safety and practical use. The special design of the polar surfaces and the properly balanced magnetic masses in both the stator and rotor allow for a highly concentrated magnetic flux at close distance to the lifted object.

This attention to detail during the manufacturing process makes it possible to combine high uniform magnetic strength with easy and smooth handle operation. The compact design and limited weight make the magnets easy to handle, optimize workspace and fully exploit crane capacity.

Safety factor 3++

Euroboor lifting magnets are designed to lift at least 3 times the suggested weight load. As an example: Generally an ELM.250, rated at 250 kg (550 lbs), will generate a force of at least 8000N.

Each and every magnet is tested individually and supplied with a matching certificate as proof of safety.

Model	ELM.125	ELM.250	ELM.500	ELM.1000	ELM.2000
Length (mm)	93	152	246	306	478
Width (mm)	60	100	120	146	165
Height (mm)	120	180	180	236	273
Diameter of eye (cm)	10	16	16	20	20
Weight (kg)	2.6	10	19	38	85
Tested Lifting Capacity	400	800	1600	3200	6200
Workload limit	125	250	500	1000	2000 flat materials (kg)
Workload limit	50	125	250	500	1000 round materials (kg)
ø min/max (mm)	50/100	60/200	65/270	100/300	125/350
Max. working temp (°C)	80	80	80	80	80



Benefits:

- Suitable for flat and tubular objects
- Suitable for rough and finished surfaces
- High lifting capacity
- Suitable for temperatures up to 80° C
- Reliable and consistent performance, also under extreme conditions
- Easy handling and operation
- Maintenance free
- Certified safety



Lifting magnet mag 2000 kg
ELM.2000



Lifting magnet mag 125 kg
ELM.125



Lifting magnet mag 250 kg
ELM.250



Lifting magnet mag 500 kg
ELM.500



Lifting magnet mag 1000 kg
ELM.1000

Resharpener machine

ERM.100/3



Icon Guide | See page: 5



28



130 W




2800

Features

- Will sharpen cutters from \varnothing 12 - 100mm in cutting depths of 25 - 100mm.
- Lightweight and portable - ideal for on-site work, or workshop.
- Easy angle adjustment - simple alignment to original geometry.
- Laser guided cutter alignment ensures correct positioning of cutting edge to the wheel.


The ERM 100/3 resharpener machine sharpens High Speed Steel and TCT annular cutters in the most flexible manner. The robust construction and specific design enable easy operation sharpening cutters with maximum precision.



1



2



3

- 1 Cutter position at the cutter sharpening blade
- 2 Motor adjustment
- 3 Laser guidance
- 4 CBN grinding wheel for flutes recommended for Euroboor cutters
- 5 CBN grinding wheel for flutes recommended for other brands



4



5

Standard supply

SDC grinding wheel (teeth)

ERM3.0002

Index plate T4/T8 & T5/T10

ERM3.0009

Index plate T6 & T7

ERM3.0008

Index plate T9

ERM3.0010

Optionally available

CBN grinding wheel

ERM3.0001 ●

CBN grinding wheel

ERM3.0011 ●

Cutter holder 1 1/4" Weldon

ERM3.0003 ●



Technical data

Dimensions (lxwxh)	480 x 300 x 320 mm
Weight	28 kg
Motor power	130 W
Noise emission	< 70 dBa
Grinding disk	Ø 125 mm
Wheel bore	10 mm
Shaft bore	19.05 mm Weldon 31,75 mm Weldon
Speed (no load)	2800 min ⁻¹
Voltage	220-240 V / 50-60 Hz

Euroboor Counter Displays



Features

- Compact and attractive counter display containing a comprehensive range of annular cutters
- Includes both 35mm and 50mm depth of cut range and ejection pins
- Lockable cover and rear storage

Size (mm): 340 W x 500 H x 280 D

Total number of SKUs: 34

Total number of items: 44

Sizes from 12-32mm (30mm) & 12-32mm (55mm)

BDMERCH

Features

- Compact and attractive counter display containing a comprehensive range of larger diameter annular cutters
- Lockable cover and rear storage

Size (mm): 340 W x 500 H x 280 D

Total number of SKUs: 18

Total number of items: 18

Sizes from 34-48mm (30mm) & 34-48mm (55mm)

BDMERCH -LG



EUROBOOR



T: 02 4957 8787 • F: 02 4957 3737 • E: sales@sheffield.com.au
55 Pendlebury Road (PO Box 687) • Cardiff NSW 2285 Australia
sheffield.com.au | euroboor.com.au

